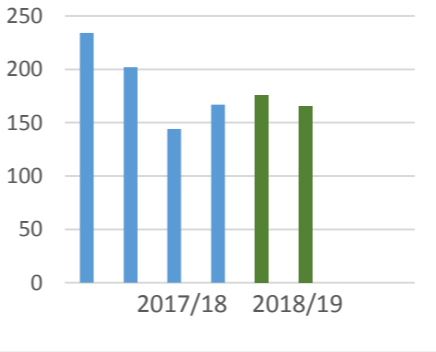
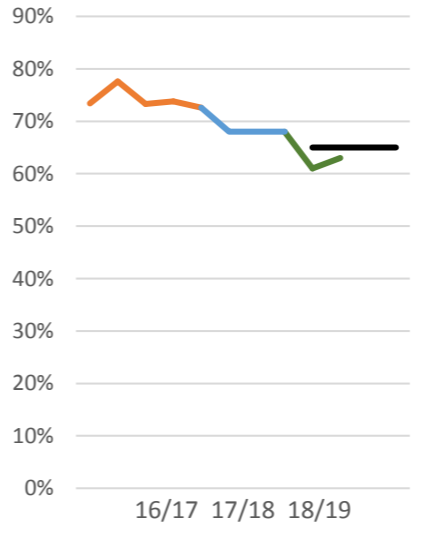
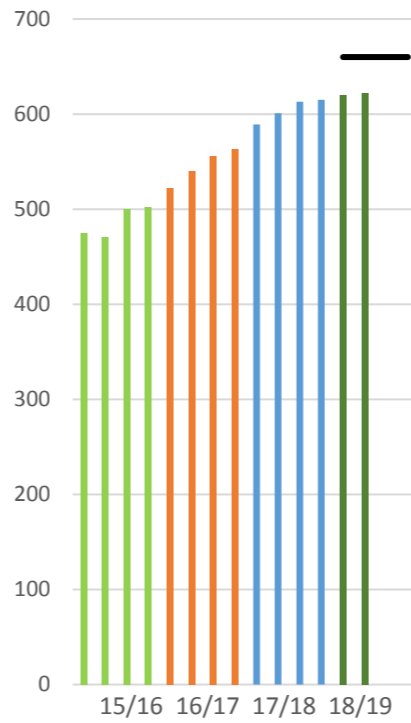
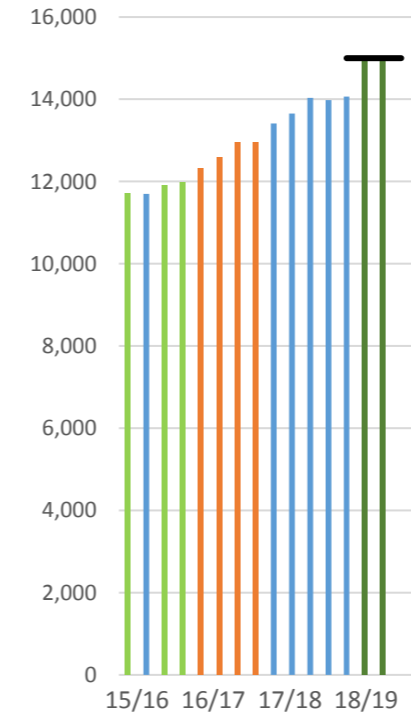


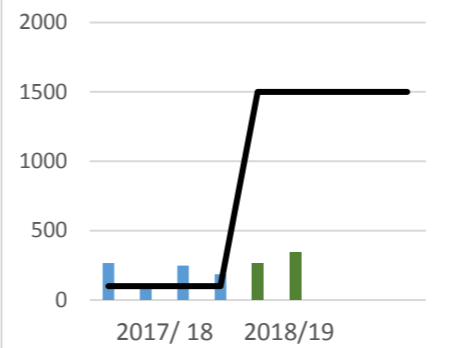
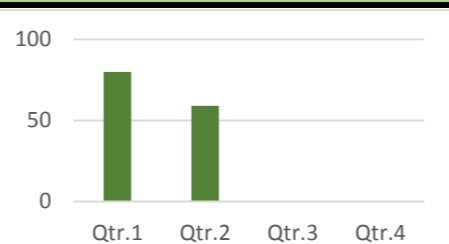
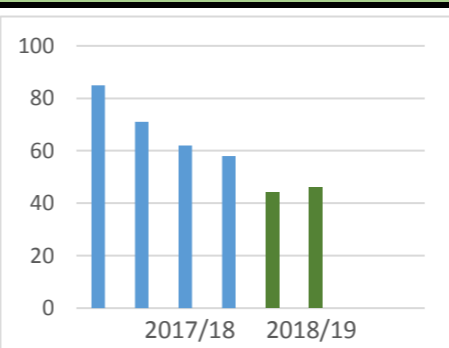
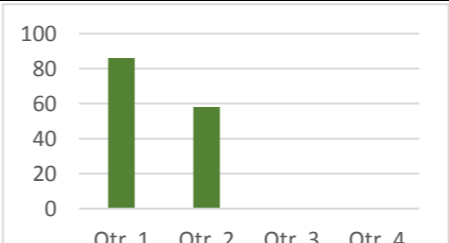
Environment and Commercial Partnerships Assistant Director Chris Fry The Environment and Commercial Partnerships teams provide the services and expertise to support our communities and businesses to maintain a sustainable environment and meet the highest possible standards of environmental protection, food safety, energy efficiency, built environment, heritage protection, waste management and grounds maintenance, street cleansing, arboriculture and public conveniences.				
	April - June 2018	July - September 2018	October - December 2018	January - March 2019
Main Achievements	<ul style="list-style-type: none"> • Additional 844 Garden Waste customers in the first 2 months • Material Recovery Facility Procurement documentation completed and advertised • Recycling Officers attending summer shows and a successful compost give away at Needham lake • 'Solar Suffolk Together' launched • 1445 Environmental enquiries, complaints and consultations dealt with • Suffolk Climate Change Partnership successfully bid for just under £2.8M from the Warm Homes Fund • Successful prosecution for fly-tipping • Successful bid for £10,000 to the Litter Innovation Fund for Suffolk 	<p>1 Following the purchase of the ex-NatWest Bank building in Stowmarket a flexible premises licence is now in place.</p> <p>2 The Litter Innovation Fund pilot period has been extended into September. Several parish councils have expressed an interest in buying the special bins as the new design is encouraging more people to place their rubbish in the bins rather than around them.</p> <p>3 A consultation event was held in August at Cedars Park Stowmarket to seek views on the equipment required for the refurbishment of the Wren Close play site. It is hoped that refurbishment will be completed by the end of March 2019.</p>		
Main Achievements (continued)	Central Government gave local authorities the opportunity to bid for funding to combat roadside littering. £10,000 funding was secured and the project is supported by all 7 Suffolk local authorities, each authority also put £500 into the budget and agreed to pledge officer time for monitoring.	4 Tree for Life: Plans for a fruit tree to be gifted to every new born child in MSDC are now in full swing. Parents of born and adopted babies will be able to apply for a tree, accompanied with planting and aftercare guidance for them to plant at home, or with local community orchards and open spaces if more suitable.		

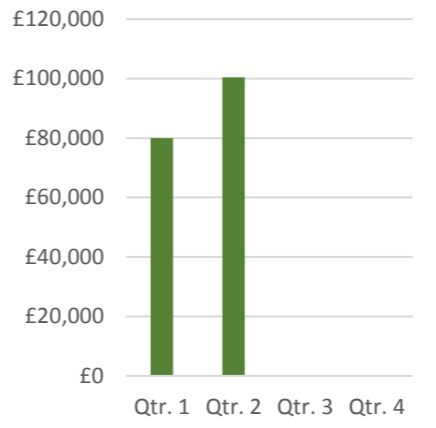
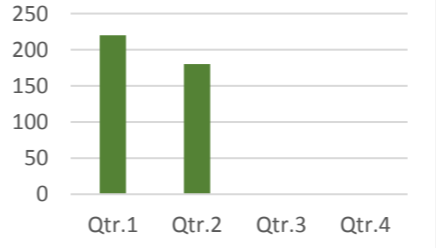
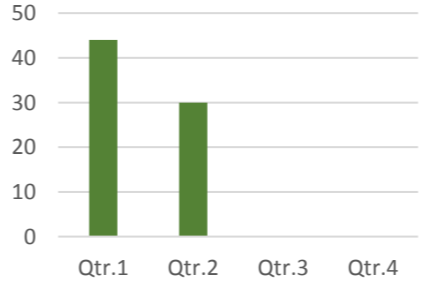
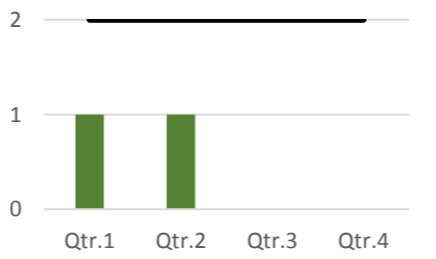
Impact on communities / the way we work	Support for local events and continued expansion of garden waste collection service is enabling communities to recycle and compost more waste and by pursuing prosecutions for fly-tipping we are helping to protect communities from illegal and irresponsible behaviours.	1 The licence will add value to the building and enable flexible uses to support the local community and economy. 2 Initial feedback has indicated that since the level of rubbish in bins has been monitored this has greatly assisted in deploying staff to areas of need.				
Building Control Corporate Manager Paul Hughes						
Performance measure	Period	Data	Target	Council	Trend	Comments
BC01 No: of live cases for building control Cabinet Member: David Burn Data Owner: Paul Hughes	2017/18		n/av	MSDC		A small drop in applications coming in reflects anecdotal evidence from customers of a general slow down in construction activity. We will continue to monitor to see if this trend continues.
	Qtr. 1	234				
	Qtr. 2	202				
	Qtr. 3	144				
	Qtr. 4	167				
	2018/19		n/av			
	Qtr. 1	176				
	Qtr. 2	165				
	Qtr. 3					
Qtr. 4						
Performance measure	Period	Data	Target	Council	Trend	Comments
BC02 % of market share of building control applications Cabinet Member: David Burn Data Owner: Paul Hughes	2016/17		n/av	MSDC		Our competitors for market share continue to market aggressively in our district. Work is underway to stabilise our share, we have seen a slight increase during this quarter
	Qtr.1	73.40%				
	Qtr. 2	77.60%				
	Qtr. 3	73.30%				
	Qtr. 4	73.80%				
	2017/18		n/av			
	Qtr. 1	72.60%				
	Qtr. 2	68.00%				
	Qtr. 3	68.00%				
	Qtr. 4	68.00%				
	2018/19		65%			
	Qtr. 1	61.00%				
	Qtr. 2	63.00%				
Qtr. 3						
Qtr. 4						

Waste Services
Corporate Manager Oliver Faiers

Performance measure	Period	Data	Target	Council	Trend	Comments
WS01 £ Overall income generated through chargeable waste services (including business waste) (cumulative total) Lead Member: Roy Barker Data Owner: Laura Sewell	2016/17		£985,210	MSDC		Performance remains on target, and is showing an increase over the same period year on year
	Qtr.1	£723,949				
	Qtr.2	£891,604				
	Qtr.3	£999,604				
	Qtr.4	£1,111,043				
	2017/18		£1,114,575			
	Qtr.1	£734,491				
	Qtr.2	£966,550				
	Qtr.3	£1,113,921				
	Qtr.4	£1,222,775				
	2018/19		£1,284,000			
	Qtr.1	£779,382				
	Qtr.2	£1,016,252				
	Qtr.3					
	Qtr.4					
Performance measure	Period	Data	Target	Council	Trend	Comments
WS04 £ Income generated through business waste services Lead Member: Roy Barker Data Owner: Laura Sewell	2015/16		n/av	MSDC		Cumulative figure is plotted on graph to show the final total income generated - on track Income generated through business waste is increasing year on year, currently showing an increase of 6.13% on the same period last year.
	Qtr.1	£282,468				
	Qtr.2	£4,896				
	Qtr.3	£844				
	Qtr.4	£936				
	2016/17		n/av			
	Qtr.1	£322,010				
	Qtr.2	£14,038				
	Qtr.3	£6,476				
	Qtr.4	£2,254				
	2017/18		n/av			
	Qtr.1	£377,365				
	Qtr.2	£11,001				
	Qtr.3	£3,444				
	Qtr.4	£1,607				
	2018/19		£405,000			
	Qtr.1	£408,023				
	Qtr.2	£4,164				
	Qtr.3					
	Qtr.4					

Performance measure	Period	Data	Target	Council	Trend	Comments
WS05 No. of business waste customers Lead Member: Roy Barker Data Owner: Laura Sewell	2015/16		n/av	MSDC		It is expected that a 4th day collection will commence in January 2019 once additional Refuse Collection Vehicle is available and crew available from Serco [contractor]. Current service levels are poor compared with previous years although impact in terms of lost clients has been minimal the rate of client base growth has slowed as the contractor is struggling to service the current customer base.
	Qtr.1	475				
	Qtr.2	471				
	Qtr.3	500				
	Qtr.4	502				
	2016/17		n/av			
	Qtr.1	522				
	Qtr.2	540				
	Qtr.3	556				
	Qtr.4	563				
	2017/18		n/av			
	Qtr.1	589				
	Qtr.2	601				
	Qtr.3	613				
	Qtr.4	615				
	2018/19		680			
Qtr.1	620					
Qtr.2	622					
Qtr.3						
Qtr.4						
Performance measure	Period	Data	Target	Council	Trend	Comments
WS06 No. of garden waste subscribers Lead Member: Roy Barker Data Owner: Laura Sewell	2015/16		n/av	MSDC		Performance on track.
	Qtr. 1	11,701				
	Qtr. 2	11,913				
	Qtr. 3	11,972				
	Qtr. 4	12,315				
	2016/17		n/av			
	Qtr. 1	12,581				
	Qtr. 2	12,956				
	Qtr. 3	12,955				
	Qtr. 4	13,415				
	2017/18		n/av			
	Qtr. 1	13,656				
	Qtr. 2	14,034				
	Qtr. 3	13,979				
	Qtr. 4	14,063				
	2018/19		15,000			
Qtr. 1	15,005					
Qtr. 2	15,025					
Qtr. 3						
Qtr. 4						

Performance measure	Period	Data	Target	Council	Trend	Comments	
WS07 Missed Bins - rate/100,000 collections Lead Member: Roy Barker Data Owner: Laura Sewell	2017/18		100	Both		A review of this measure took place following the Q1 performance report. The target for this measure has been adjusted to take into account all bin collections covering all bin types.	
	Qtr. 1	267					
	Qtr. 2	98					
	Qtr. 3	248					
	Qtr. 4	186					
	2018/19		1500				
	Qtr. 1	266.6					
	Qtr. 2	340.9					
	Qtr. 3						
Qtr. 4							
Sustainable Environment Corporate Manager James Buckingham							
Performance measure	Period	Data	Target	Council	Trend	Comments	
SE01 No. of instances of fly tipping AMENDED MEASURE Cabinet Member: David Burn Data Owner: Joanna Hart	2016/17	324	n/a	MSDC		The reports of fly tipping come from the public and we ensure that these instances are cleared within 2 working days. Please see performance measure CRP04.	
	2017/18	322					
	2018/19						
	Qtr.1	80					
	Qtr.2	59					
	Qtr.3						
Qtr.4							
Performance measure	Period	Data	Target	Council	Trend	Comments	
SE03 No. of planning enforcement cases referred to team Cabinet Member: David Burn Data Owner: Simon Bailey	2017/18		n/a	MSDC		For information only.	
	Qtr. 1	85					
	Qtr. 2	71					
	Qtr. 3	62					
	Qtr. 4	58					
	2018/19		n/a				
	Qtr. 1	44					
	Qtr. 2	46					
	Qtr. 3						
	Qtr. 4						
Performance measure	Period	Data	Target	Council	Trend	Comments	
SE04 No. of planning enforcement decisions resolved NEW MEASURE Cabinet Member: David Burn Data Owner: Simon Bailey	2018/19		n/a	MSDC		In considering the 'balance' between incoming work (SE03) and work undertaken (SE04), it should be noted that many cases are carried forward from one reporting period to the next or entail complex investigations with timeframes that span quarterly periods.	
	Qtr. 1	86					
	Qtr. 2	58					
	Qtr. 3						
	Qtr. 4						

Performance measure	Period	Data	Target	Council	Trend	Comments
SE05 £Solar PV net income generated Cabinet Member: David Burn Data Owner: Sharon Bayliss	2018/19 Qtr. 1 Qtr. 2 Qtr. 3 Qtr. 4	£79,957 £100,392	tbc	MSDC		Target to be developed however it should be noted that due to the variables outside of our control, this will impact on target/performance. Variables include Right to Buy, the weather and how dirty a solar panel gets can effect individual performance therefore, impacting on income generated. Please note the total provided for Q1 has been amended from £21,775 to the correct income received figure of £79,957.
Countryside and Public Realm Corporate Manager Peter Garrett						
Performance measure	Period	Data	Target	Council	Trend	Comments
CPR02 The amount of waste collected from litter picks NEW MEASURE Cabinet Member: David Burn Data Owner: Peter Garrett	2018/19 Qtr.1 Qtr.2 Qtr.3 Qtr.4	bags collected 220 180	No target these are new programmes with baselines to be established	MSDC		Lower figure in second quarter as most litter picks organised in the spring. Spring litter picks will also pick up litter accumulated over winter.
Performance measure	Period	Data	Target	Council	Trend	Comments
CPR03 No. of community litter picks supported by council NEW MEASURE Cabinet Member: David Burn Data Owner: Peter Garrett	2018/19 Qtr.1 Qtr.2 Qtr.3 Qtr.4	44 30	No target these are new programmes with baselines to be established	MSDC		Lower figure in second quarter as most litter picks organised in the spring.
Performance measure	Period	Data	Target	Council	Trend	Comments
CRP04 Average response time for fly tipping from report to collection NEW MEASURE Cabinet Member: David Burn Data Owner: Peter Garrett	2018/19 Qtr.1 Qtr.2 Qtr.3 Qtr.4	1 1	2 working days	MSDC		Target of 2 working days, majority picked up in 1 working day.